

# MANUAL IP PHONE LINKSYS PAP2T-NA



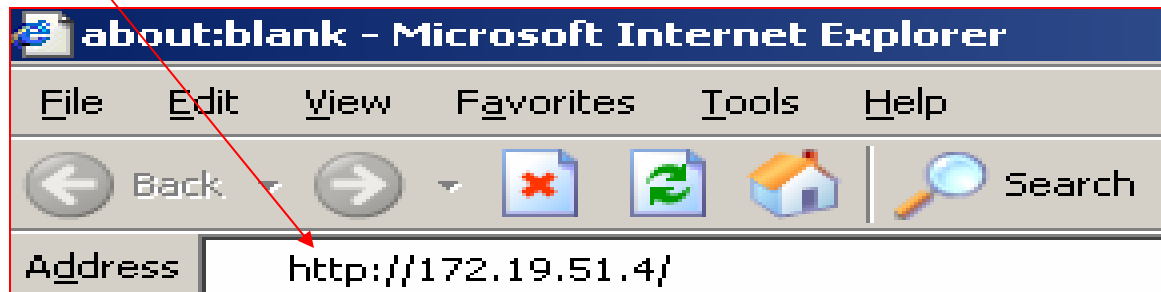
# Konfigurasi Console PAP2T

- Untuk mengetahui berapa IP Anda, Dial \*\*\*\* (asterisk/bintang 4 kali)
- Setelah itu masukan 110# untuk mengetahui berapa IP anda

Code	Description
100#	DHCP Client status (i.e. whether or not unit obtains IP via DHCP)
101#	Change DHCP Client (1 to enable, 0 to disable)
110#	Announce IP address of your Sipura
111#	Assign Sipura a static IP address. Enter the IP address, replacing dots in IP with the star key, and terminating with #. For example, the IP address 192.168.0.10 would be entered as 192*168*0*10#
120#	Announce Netmask of your Sipura
121#	Set netmask of Sipura, similar to static IP above. For example, the netmask 255.255.255.0 would be entered as 255*255*255*0#
130#	Announce Default Route of your Sipura
131#	Set default route, similar to static IP above. For example, the route 192.168.0.1 would be entered as 192*168*0*1#
150#	Gives firmware version
732668#	Reboot the Sipura

# Konfigurasi Account

- Buka Internet Explorer / Web browser lainnya
- Masukkan IP address dari IP Phone yang baru kita Setting



# Tampilan Awal Konfigurasi Account

**LINKSYS**  
A Division of Cisco Systems, Inc.
Firmware Version: 3.1.9(LSa)

**Phone Adapter with 2 Ports for Voice-Over-IP**
PAP2

Voice
Info
System
User 1
User 2

**Basic View** (switch to advanced view)
 Admin Login

	System Information	Product Information	System Status
	DHCP: Disabled Host Name: LinksysPAP Current Netmask: 255.255.255.224 Primary DNS: 219.83.41.158 Secondary DNS: 219.83.41.146	Current IP: 172.19.51.4 Domain: Current Gateway: 172.19.51.1	
		Product Name: PAP2T Software Version: 3.1.9(LSa) MAC Address: 0014BF4F616B Customization: Not Customized	Serial Number: FLI00EC08596 Hardware Version: 001 Client Certificate: Installed
			Current Time: 7/10/2006 21:12:06 Broadcast Pkts Sent: 0 Broadcast Pkts Recv: 78171 Broadcast Pkts Dropped: 0 RTP Packets Sent: 6004 RTP Packets Recv: 4767 SIP Messages Sent: 9861 SIP Messages Recv: 101 External IP:
			Elapsed Time: 11:30:47 Broadcast Bytes Sent: 0 Broadcast Bytes Recv: 8038266 Broadcast Bytes Dropped: 0 RTP Bytes Sent: 180120 RTP Bytes Recv: 95340 SIP Bytes Sent: 3453026 SIP Bytes Recv: 68230

# Pilih Admin Login

The screenshot displays the Linksys web interface for a PAP2 device. The top navigation bar includes the Linksys logo, the text 'A Division of Cisco Systems, Inc.', and the firmware version '3.1.9(LSa)'. The main header identifies the device as a 'Phone Adapter with 2 Ports for Voice-Over-IP'. Below this, a secondary navigation bar contains tabs for 'Info', 'System', 'User 1', and 'User 2', with 'Info' selected. A 'Basic View (switch to advanced view)' link is present, and an 'Admin Login' button is highlighted in the top right corner. The main content area is divided into three sections: System Information, Product Information, and System Status, each with a list of key-value pairs.

**LINKSYS**  
A Division of Cisco Systems, Inc. Firmware Version: 3.1.9(LSa)

**Voice** Phone Adapter with 2 Ports for Voice-Over-IP PAP2

**Info** System User 1 User 2

Basic View (switch to advanced view) Admin Login

**System Information**

DHCP:	Disabled	Current IP:	172.19.51.4
Host Name:	LinksysPAP	Domain:	
Current Netmask:	255.255.255.224	Current Gateway:	172.19.51.1
Primary DNS:	219.83.41.158		
Secondary DNS:	219.83.41.146		

**Product Information**

Product Name:	PAP2T	Serial Number:	FLI00EC08596
Software Version:	3.1.9(LSa)	Hardware Version:	001
MAC Address:	0014BF4F616B	Client Certificate:	Installed
Customization:	Not Customized		

**System Status**

Current Time:	7/10/2006 21:45:02	Elapsed Time:	12:03:43
Broadcast Pkts Sent:	0	Broadcast Bytes Sent:	0
Broadcast Pkts Recv:	80445	Broadcast Bytes Recv:	8250423
Broadcast Pkts Dropped:	0	Broadcast Bytes Dropped:	0
RTP Packets Sent:	9733	RTP Bytes Sent:	291990
RTP Packets Recv:	9234	RTP Bytes Recv:	184680
SIP Messages Sent:	10348	SIP Bytes Sent:	3624908
SIP Messages Recv:	112	SIP Bytes Recv:	76018
External IP:			

# Tampilan Admin Login

**LINKSYS**  
A Division of Cisco Systems, Inc.

Firmware Version: 3.1.9(LSa)

**Voice** Phone Adapter with 2 Ports for Voice-Over-IP **PAP2**

**Info** System SIP Regional Line 1 Line 2 User 1 User 2

[Basic View \(switch to advanced view\)](#) [User Login](#)

**System Information**

DHCP:	Disabled	Current IP:	172.19.51.4
Host Name:	LinksysPAP	Domain:	
Current Netmask:	255.255.255.224	Current Gateway:	172.19.51.1
Primary DNS:	219.83.41.158		
Secondary DNS:	219.83.41.146		

**Product Information**

Product Name:	PAP2T	Serial Number:	FLI00EC08596
Software Version:	3.1.9(LSa)	Hardware Version:	001
MAC Address:	0014BF4F616B	Client Certificate:	Installed
Customization:	Not Customized		

**System Status**

Current Time:	7/10/2006 21:48:55	Elapsed Time:	12:07:36
Broadcast Pkts Sent:	0	Broadcast Bytes Sent:	0
Broadcast Pkts Recv:	80889	Broadcast Bytes Recv:	8292222
Broadcast Pkts Dropped:	0	Broadcast Bytes Dropped:	0
RTP Packets Sent:	9953	RTP Bytes Sent:	298590
RTP Packets Recv:	9532	RTP Bytes Recv:	190640
SIP Messages Sent:	10410	SIP Bytes Sent:	3647769
SIP Messages Recv:	118	SIP Bytes Recv:	80775
External IP:			

# TAMPILAN UTAMA SYSTEM

**LINKSYS**  
A Division of Cisco Systems, Inc.

Firmware Version: 3.1.9(LSa)

**Voice**

Phone Adapter with 2 Ports for Voice-Over-IP **PAP2**

Info **System** SIP Regional Line 1 Line 2 User 1 User 2

Basic View (switch to advanced view) [User Login](#)

**System Configuration**

Enable Web Server:  User Password:

**Internet Connection Type**

DHCP:

Static IP:  NetMask:

Gateway:

**Optional Network Configuration**

HostName:  Domain:

Primary DNS:  Secondary DNS:

DNS Query Mode:  Syslog Server:

Debug Server:  Debug Level:

**CISCO SYSTEMS**

<b>System Configuration</b>	Enable Web Server: <input type="text" value="yes"/>	User Password: <input type="text"/>
<b>Internet Connection Type</b>	DHCP: <input type="text" value="no"/>	NetMask: <input type="text" value="255.255.255.224"/>
	Static IP: <input type="text" value="172.19.51.4"/>	
	Gateway: <input type="text" value="172.19.51.1"/>	
<b>Optional Network Configuration</b>	HostName: <input type="text"/>	Domain: <input type="text"/>
	Primary DNS: <input type="text" value="219.83.41.158"/>	Secondary DNS: <input type="text" value="219.83.41.146"/>
	DNS Query Mode: <input type="text" value="Parallel"/>	Syslog Server: <input type="text"/>
	Debug Server: <input type="text"/>	Debug Level: <input type="text" value="0"/>
<input type="button" value="Save Settings"/>		<input type="button" value="Cancel Settings"/>

- Enable Web Server : Diisi **Yes**                      Netmask : **255.255.255.224**
- DHCP : Diisi **No**    Static IP : **172.19.51.1**
- Gateway : Misal **172.19.51.1**                              Secondary DNS : Misal **219.83.41.146**
- Primary DNS : **219.83.41.158**                              DNS Query Mode : **Paralel**
- Setelah semuanya diisi Klik **Save Setting**



# Tampilan Menu SIP

**LINKSYS**  
A Division of Cisco Systems, Inc.

Firmware Version: 3.1.9(LSa)

Phone Adapter with 2 Ports for Voice-Over-IP **PAP2**

**Voice**

Info System **SIP** Regional Line 1 Line 2 User 1 User 2

Basic View (switch to advanced view) [User Login](#)

**Response Status Code Handling**

SIT1 RSC:	<input type="text"/>	SIT2 RSC:	<input type="text"/>
SIT3 RSC:	<input type="text"/>	SIT4 RSC:	<input type="text"/>

**RTP Parameters**

RTP Port Min:	<input type="text" value="8000"/>	RTP Port Max:	<input type="text" value="10000"/>
---------------	-----------------------------------	---------------	------------------------------------

**SDP Payload Types**

NSE Dynamic Payload:	<input type="text" value="100"/>	AVT Dynamic Payload:	<input type="text" value="101"/>
G726r16 Dynamic Payload:	<input type="text" value="98"/>	G726r24 Dynamic Payload:	<input type="text" value="97"/>
G726r40 Dynamic Payload:	<input type="text" value="96"/>	G729b Dynamic Payload:	<input type="text" value="99"/>

**CISCO SYSTEMS**


- RTP Port Min : Diisi **8000**
- RTP Port Max : Diisi **10000**
- Setelah semuanya diisi Klik **Save Settings**

Response Status Code Handling			
SIT1 RSC:	<input type="text"/>	SIT2 RSC:	<input type="text"/>
SIT3 RSC:	<input type="text"/>	SIT4 RSC:	<input type="text"/>
RTP Parameters			
RTP Port Min:	<input type="text" value="8000"/>	RTP Port Max:	<input type="text" value="10000"/>
SDP Payload Types			
NSE Dynamic Payload:	<input type="text" value="100"/>	AVT Dynamic Payload:	<input type="text" value="101"/>
G726r16 Dynamic Payload:	<input type="text" value="98"/>	G726r24 Dynamic Payload:	<input type="text" value="97"/>
G726r40 Dynamic Payload:	<input type="text" value="96"/>	G729b Dynamic Payload:	<input type="text" value="99"/>
<input type="button" value="Save Settings"/> <input type="button" value="Cancel Settings"/>			

# Menu Line 1

Voice		Info	System	SIP	Regional	Line 1	Line 2	User 1	User 2	
Basic View (switch to advanced view)							User Login			
SIP Settings		Line Enable:	<input type="text" value="no"/>							
Proxy and Registration		SIP Port:	<input type="text" value="5060"/>							
Subscriber Information		Proxy:	<input type="text" value="sip.voipdiscount.co"/>					Register:	<input type="text" value="yes"/>	
		Make Call Without Reg:	<input type="text" value="no"/>					Register Expires:	<input type="text" value="3600"/>	
		Ans Call Without Reg:	<input type="text" value="no"/>					User ID:	<input type="text" value="antonrd"/>	
Supplementary Service Subscription		Auth ID:	<input type="text" value="antonrd"/>					Use Auth ID:	<input type="text" value="yes"/>	
		Call Waiting Serv:	<input type="text" value="yes"/>					Block CID Serv:	<input type="text" value="yes"/>	
		Block ANC Serv:	<input type="text" value="yes"/>					Dist Ring Serv:	<input type="text" value="yes"/>	
		Cfwd All Serv:	<input type="text" value="yes"/>					Cfwd Busy Serv:	<input type="text" value="yes"/>	
		Cfwd No Ans Serv:	<input type="text" value="yes"/>					Cfwd Sel Serv:	<input type="text" value="yes"/>	
		Cfwd Last Serv:	<input type="text" value="yes"/>					Block Last Serv:	<input type="text" value="yes"/>	
		Accept Last Serv:	<input type="text" value="yes"/>					DND Serv:	<input type="text" value="yes"/>	
		CID Serv:	<input type="text" value="yes"/>					CWCID Serv:	<input type="text" value="yes"/>	
		Call Return Serv:	<input type="text" value="yes"/>					Call Back Serv:	<input type="text" value="yes"/>	
		Three Way Call Serv:	<input type="text" value="yes"/>					Three Way Conf Serv:	<input type="text" value="yes"/>	
		Attn Transfer Serv:	<input type="text" value="yes"/>					Unattn Transfer Serv:	<input type="text" value="yes"/>	
		MVM Serv:	<input type="text" value="yes"/>					VMM Serv:	<input type="text" value="yes"/>	
Audio Configuration		Preferred Codec:	<input type="text" value="G729a"/>					Silence Supp Enable:	<input type="text" value="no"/>	
		Use Pref Codec Only:	<input type="text" value="no"/>					FAX CED Detect Enable:	<input type="text" value="yes"/>	
		DTMF Tx Method:	<input type="text" value="Auto"/>							
Save Settings							Cancel Settings			
							CISCO SYSTEMS			

- Line Enable : Diisi **Yes**
  - Proxy : Misalkan **sip.voipdiscount.com**
  - Display Name : Misal **Antonrd**
  - Password : Diisi **Password** Anda
  - Klik **Save Settings** untuk menyelesaikan konfigurasi
- Register : Diisi **yes**
  - Register Expires : Diisi **3600**
  - User Auth Id : Diisi **Yes**
  - Auth ID : Misal **Antonrd**



Save Settings

<b>SIP Settings</b>		Line Enable:	<input type="text" value="no"/>		
<b>Proxy and Registration</b>		SIP Port:	<input type="text" value="5060"/>		
<b>Subscriber Information</b>		Proxy:	<input type="text" value="sip.voipdiscount.com"/>	Register:	<input type="text" value="yes"/>
		Make Call Without Reg:	<input type="text" value="no"/>	Register Expires:	<input type="text" value="3600"/>
		Ans Call Without Reg:	<input type="text" value="no"/>		
		Display Name:	<input type="text" value="antonrd"/>	User ID:	<input type="text" value="antonrd"/>
		Password:	<input type="text" value="xxxxxxxxxx"/>	Use Auth ID:	<input type="text" value="yes"/>
		Auth ID:	<input type="text" value="antonrd"/>		

# Menu Line 2

**LINKSYS**  
A Division of Cisco Systems, Inc.

Firmware Version: 3.1.9(LSa)

**Voice**

Phone Adapter with 2 Ports for Voice-Over-IP

PAP2

Info System SIP Regional Line 1 **Line 2** User 1 User 2

Basic View (switch to advanced view) User Login

**SIP Settings**

Line Enable:

SIP Port:

**Proxy and Registration**

Proxy:  Register:

Make Call Without Reg:  Register Expires:

Ans Call Without Reg:

**Subscriber Information**


Display Name:  User ID:

Password:  Use Auth ID:

Auth ID:

**Supplementary Service Subscription**

Call Waiting Serv:	<input type="text" value="yes"/>	Block CID Serv:	<input type="text" value="yes"/>
Block ANC Serv:	<input type="text" value="yes"/>	Dist Ring Serv:	<input type="text" value="yes"/>
Cfwd All Serv:	<input type="text" value="yes"/>	Cfwd Busy Serv:	<input type="text" value="yes"/>
Cfwd No Ans Serv:	<input type="text" value="yes"/>	Cfwd Sel Serv:	<input type="text" value="yes"/>
Cfwd Last Serv:	<input type="text" value="yes"/>	Block Last Serv:	<input type="text" value="yes"/>
Accept Last Serv:	<input type="text" value="yes"/>	DND Serv:	<input type="text" value="yes"/>
CID Serv:	<input type="text" value="yes"/>	CWCID Serv:	<input type="text" value="yes"/>
Call Return Serv:	<input type="text" value="yes"/>	Call Back Serv:	<input type="text" value="yes"/>
Three Way Call Serv:	<input type="text" value="yes"/>	Three Way Conf Serv:	<input type="text" value="yes"/>
Attn Transfer Serv:	<input type="text" value="yes"/>	Unattn Transfer Serv:	<input type="text" value="yes"/>
MVM Serv:	<input type="text" value="yes"/>	MVM Serv:	<input type="text" value="yes"/>

- Line Enable : Diisi **Yes**
- Proxy : Misalkan **voiprakyat.or.id**
- Display Name : Misal **Wina**
- Password : Isi **Password Anda**
- Register : Diisi **Yes**
- Use Auth ID : Diisi **Yes**
- Auth ID : Isikan seperti **User ID**
- User ID : Isikan user id anda Misal **20242**
- Klik **Save Setting** untuk menyelesaikan konfigurasi 

Save Settings

<b>SIP Settings</b>	Line Enable:	<input type="text" value="yes"/>	
	SIP Port:	<input type="text" value="5060"/>	
<b>Proxy and Registration</b>	Proxy:	<input type="text" value="voiprakyat.or.id"/>	Register:
	Make Call Without Reg:	<input type="text" value="no"/>	Register Expires:
	Ans Call Without Reg:	<input type="text" value="no"/>	<input type="text" value="3600"/>
<b>Subscriber Information</b>	Display Name:	<input type="text" value="wina"/>	User ID:
	Password:	<input type="text" value="xxxxxxxxxx"/>	Use Auth ID:
	Auth ID:	<input type="text" value="27297"/>	<input type="text" value="yes"/>

System Information			
DHCP:	Disabled	Current IP:	172.19.51.4
Host Name:	LinksysPAP	Domain:	
Current Netmask:	255.255.255.224	Current Gateway:	172.19.51.1
Primary DNS:	219.83.41.158		
Secondary DNS:	219.83.41.146		

### Keterangan :

- DHCP : Diisi **Disabled**
- Host Name : **LinksysPAP**
- Current Netmask : Diisi **255.255.255.224**
- Primary DNS : Misal **219.83.41.158**
- Secondary DNS : Misal **219.83.41.146**
- Current IP : Misal **172.19.51.4**
- Current Gateway : Misal **172.19.51.1**

TERIMA KASIH DAN SELAMAT MENCOBA

KONTAK

Jakarta Centre of ICT Studies

<http://www.ictcentre.net>

Jl. Pangkalan Jati II No.B1 Jakarta Timur

DKI Jakarta Indonesia 13620

Landline: +62 21 8613027

Fax: +62 21 8618952

VR: 0809 88 ICT



## Penulis

Wina Februarita  
SMK Negeri 1 Rangkasbitung  
[wina\\_06@yahoo.com](mailto:wina_06@yahoo.com)

Roni Rodika  
SMK Negeri 1 Tangerang  
[funkeyz4@telkom.net](mailto:funkeyz4@telkom.net)

## Editor

Sugar  
SMK Negeri 1 Tangerang  
[bridgez1@yahoo.com](mailto:bridgez1@yahoo.com)

Rini Hariyani  
[riniers\\_03@yahoo.com](mailto:riniers_03@yahoo.com)

Anton Raharja  
[anton@ngoprek.org](mailto:anton@ngoprek.org)